

JAX INVADDED BY TINY HOUSES

Made In America

June 17th & 18th at the Prime F Osborn III Convention Center! 10 Regional Builders Come Under Roof to Showcase Craftmanship

JACKSONVILLE, JUN 17 -- For 2 BIG DAYS Jacksonville is going all Tiny at the Prime Osborn Convention Center. The 2023 National tour of the Great American Tiny House is roaring into Florida with an exciting showcase of Tiny Houses and exhibits.

Over 10 regional and local builders will be displaying the latest concepts for inspection and inspiration. All builds on display are available for purchase and tours.

See why the Tiny House Industry is the fastest growing housing solution for both consumer and developers this weekend.

Seminars with builders, tiny dwellers and local housing officials will offer valuable insights on how to start your journey to join the Tiny House lifestyle.

This will be the only showcase of these products available to the Florida public in 2023.

Whether you are just starting your Tiny Home experience or a seasoned adventurer-you will find all

things for your journey at this year's event. This expo will answer so many questions about the tiny house movement.

What is the difference in an RV and a Tiny House? Lets start with the basics. An RV is designed for temporary use, with a lifespan of 7-10 years. A Tiny House is stick built construction, meant to endure 30-50 years.

More questions? No problem- you can find the answers at the show. Industry experts will conduct educational seminars, demonstrations, and explain the latest innovative solutions and products.

IMPORTANT NOTE * Tiny houses on wheels (THOWs) are small, portable homes that can be easily moved from place to place. They're often built on a trailer chassis and range in size from 100 to 400 square feet. There are many reasons why people choose this type of home: some want the flexibility of being able to move around with their house; others want to live off-grid; still others just enjoy the challenge of building something small and simple--and maybe even affordable :-)

SIZE DOESN'T MATTER
THE ULTIMATE GUIDE TO TINY HOME LIVING
MELANIE ATKINSON AND SUMMER CRENSHAW
GREAT AMERICAN TINY HOUSE SHOW

GET YOURS TODAY!



Florida Bill Could Clear the Path for Moveable Tiny Homes

Representative Cyndi Stevenson, (R, Florida House District 18) is proposing to file the following bill for the 2023 Legislative Session: An act relating to moveable tiny homes; amending s. 320.01, F.S.; revising definitions; providing that a park trailer may be used as permanent living quarters under specified circumstances; providing that such a park trailer may be referred to as a "movable tiny home"; amending s. 320.822, F.S.; revising the definition of the term "code"; amending s. 320.8231, F.S.; establishing uniform standards for the construction and inspection of a movable tiny home; providing an effective date.

Rep. Stevenson states, "Over the past several years, a new product has emerged known as tiny home on wheels or Movable Tiny Homes.

- These units are built substantially like a foundation-based home, but because they are on wheels, the product is not well suited to utilize the Florida Building Code and is treated as a vehicle.
- Since moveable tiny homes are under 400 square feet, they are not regulated by HUD as "manufactured housing."
- And since moveable tiny homes are designed and built for full-time living, they are not "recreational vehicles," per current Florida Motor Vehicle Code statutes for Recreational Vehicles and "park trailers".

continue on pg 2

Tiny House Design Elements That Will Make or Break Your Tiny Living Experience

In our line of work, we tour a ton of tiny houses. We also talk with a lot of people living the lifestyle. And what has the sum of our experience taught us? That design is everything when it comes to small spaces. That's why we are dedicating today's blog post to highlighting a few of the design elements that will make or break your tiny living experience!

Are you ready? Let's Dive in!

Natural Light

When you live in four hundred square feet or less, natural light is your friend! It will make any space seem bigger. You don't want to feel

like you're in a box; you want to feel like you are in a home, and that means having room to breathe!

Most people think of traditional windows when they think of natural light, but while those are helpful, they are not the only way to invite natural light into your tiny home. Skylights are another option and are a relatively common tiny house feature for good reason! They provide the kind of overhead lighting that turns an ordinary room into the stuff of Instagram fantasies!

If you are as dedicated to natural light as we are, here's one more thing you might consider: a glass front door. If you can swing glass French doors, even better. Trust us, when it comes to natural lighting, just say yes. Your future tiny-self will thank you!

*People often ask about windows as they pertain to temperature control. More windows will make tem-



perature control somewhat more difficult. We find that in tiny houses, the trade-off is worth it. In van life, it's often not.

Minimal Rubix-cubing

Rubix-cubing is when you have to move things around to use something in your home. For example, maybe you have to put your foot-



stool on your couch to give you enough floor space to do yoga, or maybe you have to unfold your dining room table from the wall when you have company over to eat. Rubix-cubing is a part of tiny life, but it's important to plan your build so that it's not a big part! We know it seems easy enough to unfold the table from the wall, but any experienced tiny dweller will tell you that these micro-inconveniences add up. And if you have too many of them, you will probably choose to go without than to use the cool features you choose to include in your build.

We find that a good rule of thumb is to not Rubix-cube anything you plan to do daily. If you have to move the footstool for your bi-weekly yoga practice, however, you will probably survive.

A Kitchen that Flows

We know people with traditional kitchens who constantly complain about their kitchen's functionality. We also know tiny housers who love to cook and have zero issues. This is because it's kitchen flow- not size-that matters!

And in case you were wondering, here's how to make your kitchen flow.

continue on pg 4



CLASSES

Therefore, the Florida Motor Vehicle code does not recognize such a product. Consequently, the builders of movable tiny homes have them licensed as everything from utility trailers to RVs to campers to park models – all dependent on what the local Motor Vehicle offices decides to categorize the product. This practice also leaves the door open for substandard building of these homes, as there are no approved guidelines for construction.

The proposed bill would amend the motor vehicle code to add a definition of a movable tiny home. Within the new code and definition are building code requirements for the units. Unlike recreational vehicles that are defined for “seasonal or temporary” use, movable tiny homes are designed for year-round residences if built to code requirements as defined in a new section s. 320.8231(3), F.S., of the proposed bill.” Four groups especially impacted by the lack of affordable housing are our seniors on fixed incomes, college students, veterans, and millennials trying to buy their first home or finding an affordable rental. Movable tiny homes are a great entry level product for such groups. Florida needs affordable housing and one of the best ways to secure such units is to recognize such new products as movable tiny homes and then empower the private sector to build such units in accordance with common sense regulations as provided in this bill.

A number of Florida municipalities have permitted movable tiny homes as residences, but there is no common definition or building code requirements. This bill will provide a common definition and permit local municipalities to develop land use regulations for their incorporation into their community plans. Because movable tiny homes are such a new product, their regulation is not consistent in the 50 states. Most states such have no statewide legislation on use of movable tiny homes and a few have developed overly cumbersome regulations that have not helped the industry or users of the product. Thus, the proposed bill will put Florida in the forefront of recognizing this new movable tiny home product and provide commonsense regulations for such units in keeping with our states’ current statutes and regulations that govern the manufacturing, sales, dealerships and set-up of similar products such as park trailer homes.

What the bill does do:


- Sets a definition for Movable Tiny Homes. Includes width, height and square footage maximums.
- Sets minimum construction standards for Movable Tiny Homes to ensure their suitability for year-round habitation.
- Requires inspection/certification by a licensed engineer to receive a license tag.
- Includes provisions for DIY Movable Tiny Homes to be certified and licensed.
- Identifies Movable Tiny Homes as a permanent dwelling structure, suitable for year-round habitation.

What the bill does NOT do:

- does not change local zoning codes
- does not apply to Skoolies or RVs.
- does not apply to shed conversions or other tiny homes on foundation.

Florida is a “Home Rule” state. After several years of research, it was determined by the Tiny House Industry Association (THIA) that this approach is the best way to define and accept Movable Tiny Homes as legal dwellings in the Florida Statutes. This will open the door for local zoning codes changes. Florida is one of only a handful of states where this approach will work, and is the first to introduce this legislation.

- Shorty Robbins, THIA Board Director



Sat 10:00
Sun 10:30



Update on ASTM Tiny House Standards and Tiny House Ordinances in Action

Robin Butler, NOAH Founder

The scope of the new ASTM Tiny House Standards Committee is offered covering the creation of a set of global standards for tiny houses, with attention to safety, quality, uniformity, reliability, and consumer confidence. Talk includes definitions for a tiny house on wheels standard, promoting a common language between countries, consumers, regulatory bodies, jurisdictions, manufacturers, organizations, and government officials.

Sat 11:00
Sun 3:00



YurtGrrl's Top 10 Tiny House Tips

Kari Cooper, Yurt Grrl

A great primer for the beginner as well as the professional, there's something for everyone in these tiny house tips! Reap the benefits of YurtGrrl's almost twelve years of experience in the tiny house industry. Ask your burning questions and learn new resources. Begin your tiny journey here! YurtGrrl will also be giving away prizes to a few lucky audience members!

Sat 12:00
Sun 12:30



Panel Discussion

Melanie Atkinson, Moderator

Interactive discussion from industry leaders, exploring the tiny side of everything. Energy Awareness, Upcycling, Simple Living.

Sat 1:30
Sun 2:00



Florida Movable Tiny House Advocacy 101

Shorty Robbins, THIA Board Member

Rep. Cyndi Stevenson introduced legislation to adapt the Florida DMV Code to include Movable Tiny Homes in the 2023 session. It was well received but had a few stumbles. Hear lessons learned, changes proposed for 2024 and how YOU can help advocate for safe, legal, moveable tiny houses in Florida.

Sat 2:30




City of JAX Tiny House Categories-Research before you build!

Charles Gibson, City of JAX Building Inspector

4 Categories will be defined in detail. Learn how and which building codes apply before you build. Initial discussion will be to determine a category for the home and which should consider future plans of the owners. This discussion will be based on definitions of what each category considers a Tiny Home.

Sat 3:30
Sun 11:30



How to Modify Your Camper


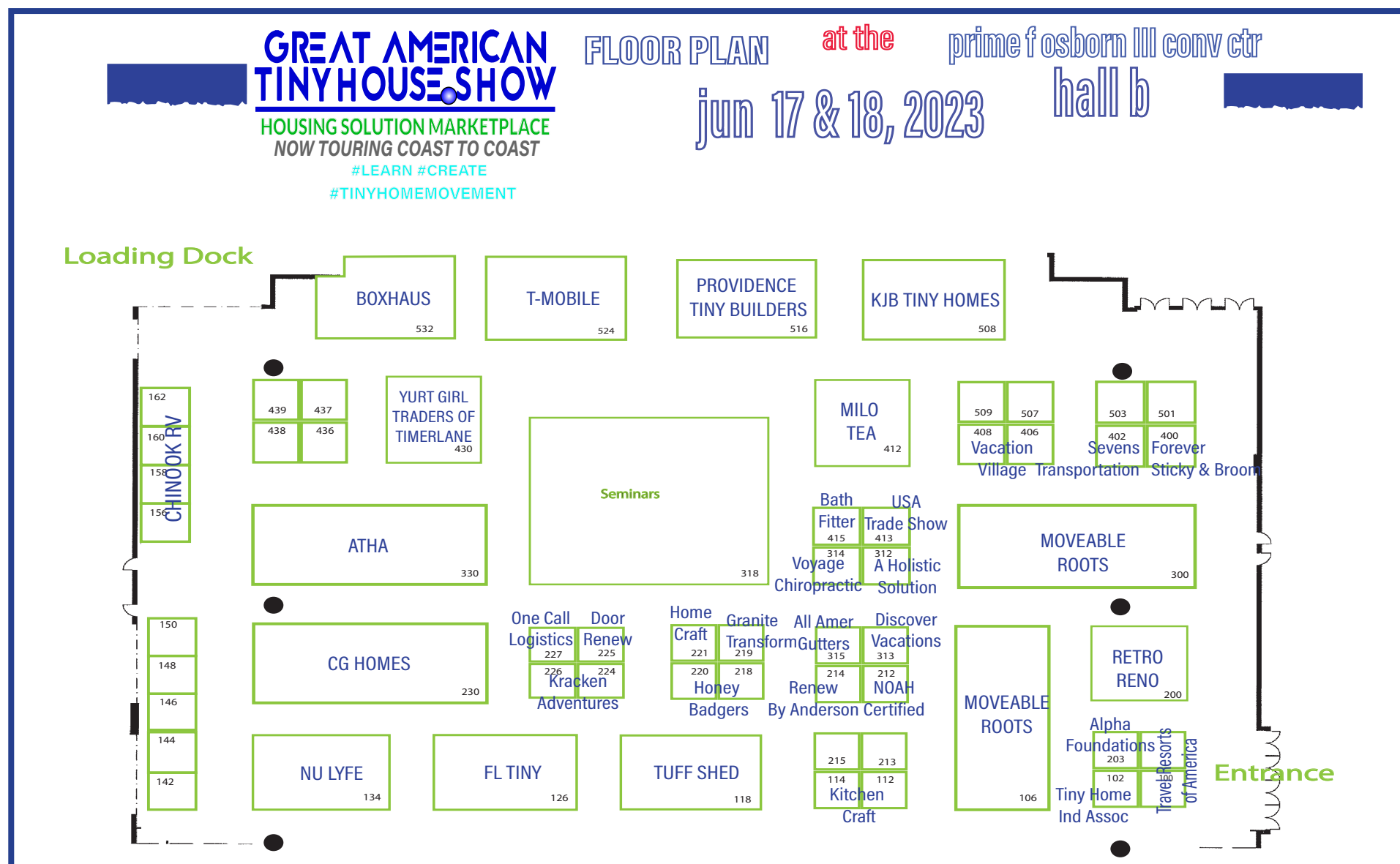
Raquel Haralambo, Owner Retro Reno

Retro Reno's presents: How to Modify, renovate and upgrade your fiberglass camper to increase your travel trailer value. Get to know the local Retro

Renos team and the possibilities for your diy projects. We specialize in modifications, renovations and sales of Fiberglass campers.



TINY HOME INDUSTRY ASSOCIATION



SIZE DOESN'T MATTER
THE ULTIMATE GUIDE TO TINY HOME LIVING

MELANIE ATKINSON AND SUMMER CRENSHAW
GREAT AMERICAN TINY HOUSE SHOW

ON SALE NOW AMAZON

Company	Booth #
Travel Resorts of America	100
Tiny Home Industry Association	102
Movable Roots	106
Tuffshed	118
TinyFI.com	126
Nu Lyfe Tiny Homes	134
Chinook RV	156
Retro Renos	200
Alpha Foundations	203
NOAH CERTIFIED INC	212
Kitchen Craft	213
Renewal by Anderson	214
Honey Badgers Bee Farm	218
Granite Transformations/Bath Planet	219
Homecraft Gutter Protection	221
Kracken Adventure Bikes	224
Door Renew	225
One Call Logistics	227
CG Homes	230
Movable Roots	300
A Holistic Solution	312
Discover Vacations	313
Voyage Chiropractic	314
All American Gutter	315
ATHA USA	330
Forever Sticky and Brooms	400
Sevens Transport	402
Vacation Village Resorts	406
Milos Tea	412
USA Trade Show-Tens Units	413
Bath Fitter	415
Traders of Tamerlane	430
KJB Tiny Homes LLC	508
Providence Tiny Homes	516
T-Mobile	524
Boxhaus	532
Clean Gutter Protection	Diy Village
Conversions by Brett	Diy Village
Go Liv Tiny	Diy Village
Nawaka, Victorian Tiny Home	Diy Village
Land Adventures	Diy Village

CHECK OUT THE DIY VILLAGE TINY HOME DWELLERS ASK A QUESTION WHAT WOULD YOU DO DIFFERENT? I'LL BET THE ANSWER IS "I WISH I DID IT SOONER"

Tiny Home Design Elements cont'd

In the Western world, we read left to right, so it intuitively makes sense to our brains to start a process on the left and move in sequence to the right.

For this reason, we find that tiny housers benefit from kitchens laid out from left to right in the following order: counter space, stove, counter space, sink, counter space.



This setup allows you to prep, cook, plate, wash dishes, and dry in sequence. It makes for a smooth process because there is no backtracking, turning around, or carrying things from one place to another.

If you are cooking with a partner, this setup also ensures that no one will run into each other as two people turn back and forth between two counter surfaces.

A Drop Station

If you plan to move into a tiny home, please do yourself a favor and think through the items you'll have with you when you walk in the door. Are you holding a set of keys? A water bottle? Sunglasses? How about a purse or a man-satchel?



Maybe you have a dog with you, groceries, muddy boots, or a stack of mail. Everybody has something, and these small items will turn your Pinterest dream house into a tiny horror show if you don't plan for a drop station!

A drop station could look any number of ways! Some people have hooks on the wall or vertical bins near the door for easy unloading. We've seen tiny housers designate a closet, and others utilize the storage in their stairs for keeping oft-used items. And if you are a paintball enthusiast, surfer, or someone who owns a dog that likes to roll in things, you might consider taking your drop station one step further and building a tiny mudroom- it's a thing!

Couch Placement

You've seen stunning pictures of tiny homes, right? Cool. The next time you see one, ask yourself where the couch is located in relation to that picture. Here's why. If there is a stunning view in a photo, you'll want to enjoy that view in real life, and chances are, you'll want to do so from your couch. So it pays to think about where you will put the couch when you plan your tiny home build!



Couch placement also matters in relation to eyeline. For example, if your couch is positioned so you can look down the length of your tiny baby, it will make your house feel bigger than if your couch faces the short wall. Just something to think about!


A Pull-out Pantry

Ah, the pull-out pantry! These are the unsung heroes of tiny home living! Cabinets are great, but you will definitely find yourself digging to find things. And remember what we said about Rubix-cubing?





Pull-out pantries provide easy access to items you use daily. They keep food organized and slide away cleanly when not in use. We've seen tiny homes with pull-out pantries as thin as five inches wide! We've also seen a variety of types. Some people will order plastic ones with stackable bins on Amazon, others will build their own out of bathroom carts, and some have their builder professionally install a more permanent version. However you create one, though, a pull-out pantry will save you a lot of chaos in the kitchen!

-The Tiny Optimist



BUILDERS ROCK



"LAST WEEK I HAD A HUMAN FAMILY WANTING TO BUY MY PLACE AS A TINY HOME!"



LET THEM KNOW




YOU CARE

TRADE SHOW LOCATIONS



AUGUST 17 18 & 19
COLORADO SPRINGS CO
OCT 14 & 15
VANCOUVER WA

Retro Reros



EST 2019



RANDALL SHOWS HIS SUPPORT OF THE TINY HOUSE MOVEMENT...